

# IDPA



## 2020 IDPA National Postal Match

January 1<sup>st</sup>, 2020 through April 30, 2020

73 rounds\*

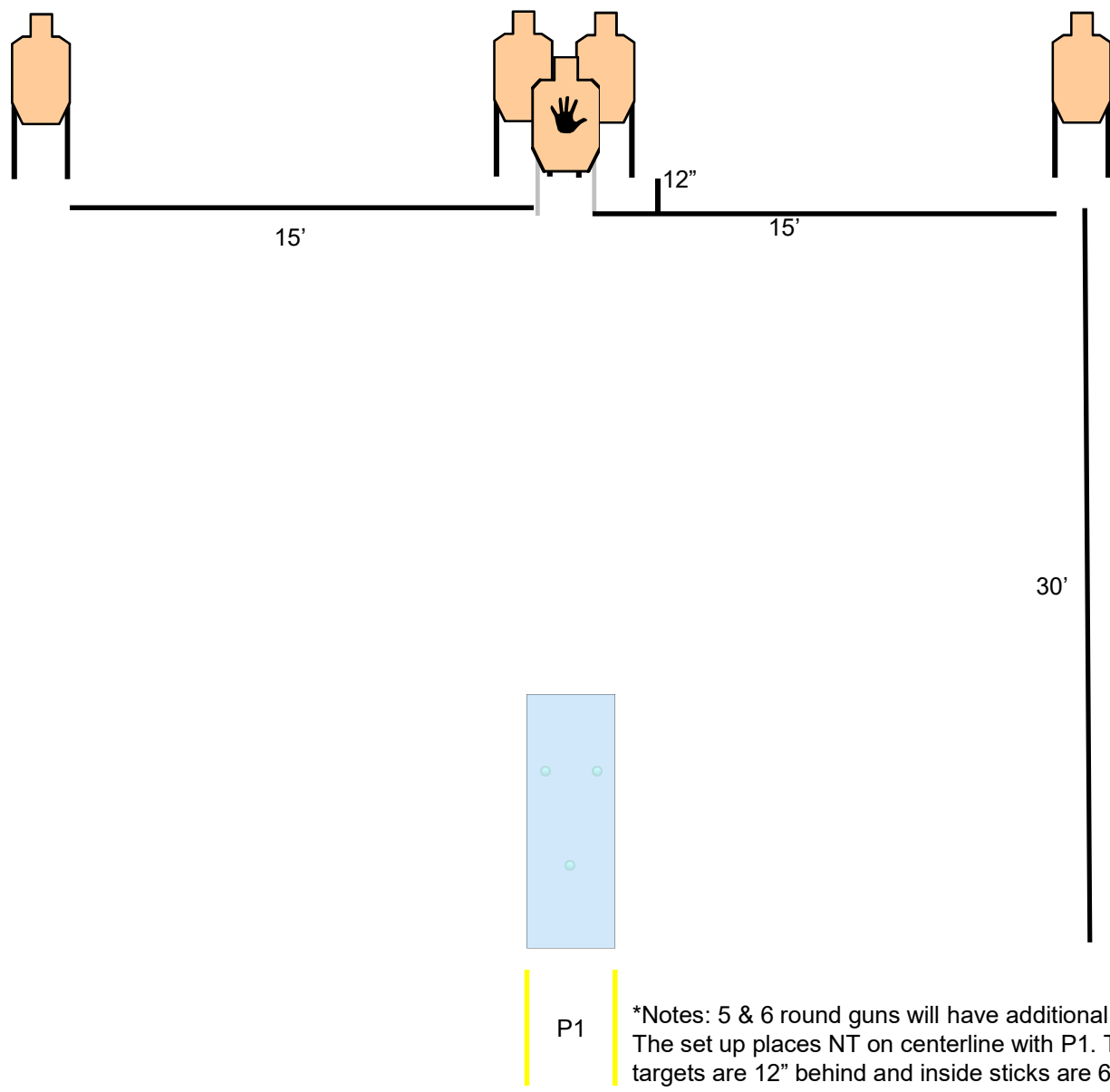
One National Match Point for up  
to 4 divisions

Return exported psc match file to : [postal2020md@gmail.com](mailto:postal2020md@gmail.com)

# Stage 1

## Pop these Corners

<b>SCENARIO: Standards Stage</b> You are standing at P1 and we are all watching you shoot this. Don't be nervous.	
<b>START POSITION:</b> At P1 loaded with maximum 8 rounds in gun*. Hands on marks. PCC muzzle on Dot.	<b>STRINGS:</b> 1 <b>SCORING:</b> 16 rounds, Limited <b>TARGETS:</b> 4 threat, 1 non threat <b>SCORED HITS:</b> 4 Best _ per target <b>START-STOP:</b> Audible - Last shot <b>CONCEALMENT:</b> Required
<b>STAGE PROCEDURE:</b> On signal engage targets with 4 rounds each from P1. *	



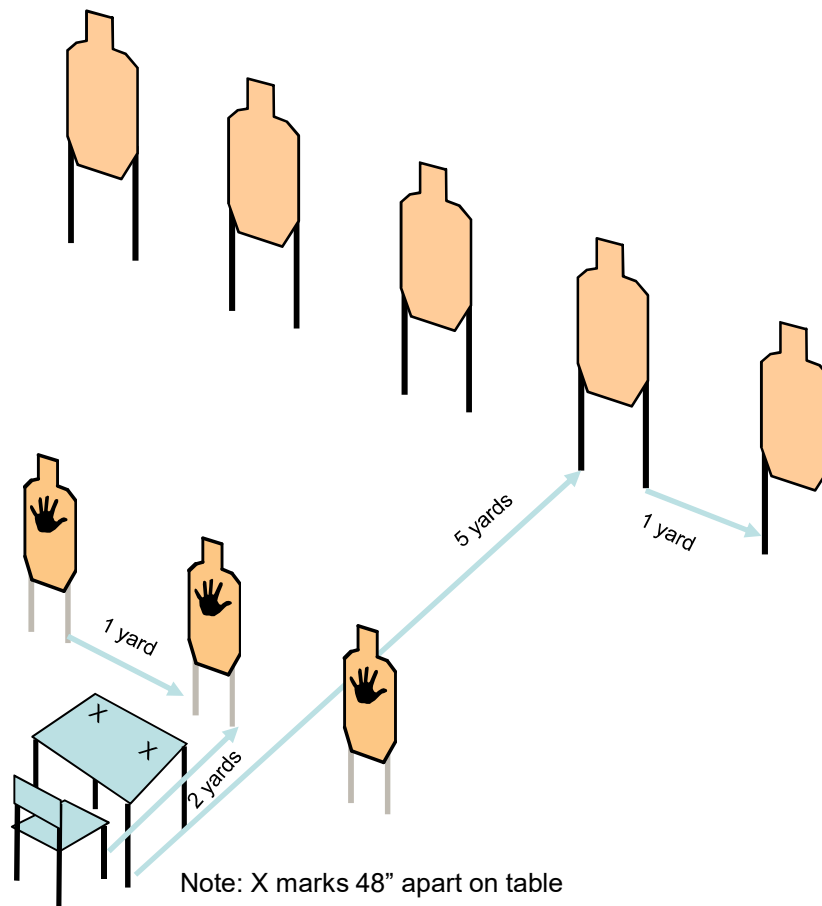
## Stage 2 Sitting Duck

**SCENARIO:** Standard Stage. You are caught in the open while seated at table.

**START POSITION:** Seated. Back against chair one hand on each knee. Unloaded gun, slide/bolt closed trigger guard on X. Loading device on opposite X. Spare ammo devices on belt.

**STRINGS:** 1  
**SCORING:** 15 rounds min, Limited  
**TARGETS:** 5 threat, 3 non threat  
**SCORED HITS:** Best 2 body 1 head per target  
**START-STOP:** Audible - Last shot  
**CONCEALMENT:** Required

**STAGE PROCEDURE:** St 1: On signal load gun and engage targets with 2 rounds to body and one round to each head from the seated position.



# Stage 3 Wilson Standards

SCENARIO: Limited Standard Stage

**START POSITION:** Start with only 3 rounds in gun. Holstered. Standing at P1 facing downrange. Arms by sides. PCC at low ready

**STRINGS:** Four (4)  
**SCORING:** 18 rounds, Limited

**STAGE PROCEDURE:** All shots fired from P1

**String 1:** On signal 3 shots on T1 reload & 3 shots on T2.

**String 2:** 2 Body & 1 Head on both targets

**String 3:** 3 shots on T2 Strong Hand Only

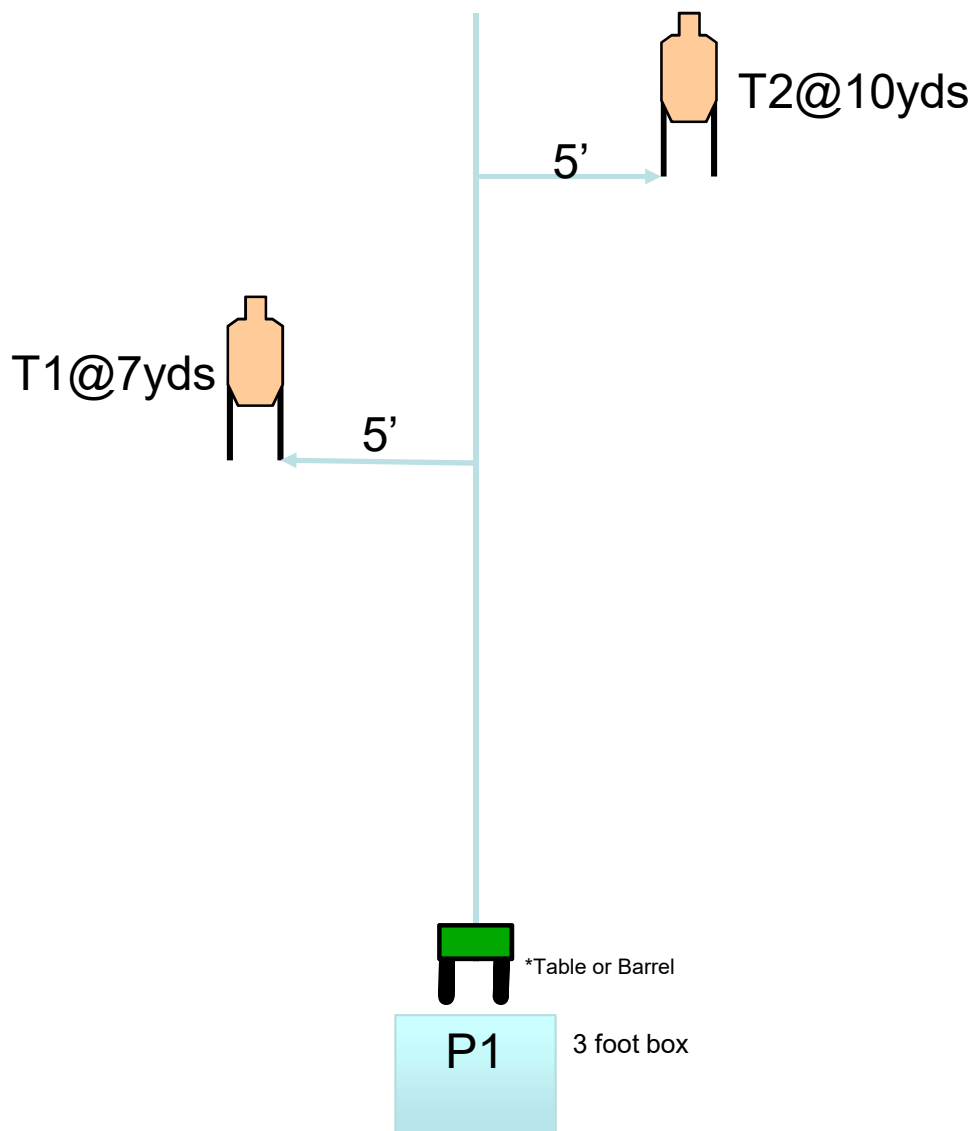
**String 4:** Loaded gun on table. Safety on. On signal fire 3 shots on T1 Support (weak) hand only.

**TARGETS:** 2 threat

**SCORED HITS:** 9 per target. 1 head shot on each in string 2

**START-STOP:** Audible - Last shot

**CONCEALMENT:** Optional



# Something For Everyone Standards V8

# Stage 4

24 Rounds, Using Concealment Garment, Limited Scoring

**Start Position:** Loaded to division capacity.  
**Handgun:** Loaded and holstered. **PCC:** Loaded and muzzle pointed at the dot on the barricade/wall.

**String 1:** Standing at SP, centered on the barricade, arms length from the barricade, feet off the fault lines. Engage T1 - T2 with 4 rounds each to the Body Freestyle from POC1. Advance to POC2 and engage T3 with 4 rounds to the Body Strong Hand Only from POC2.  
12 rounds

**String 2:** Standing at POC2, centered on the wall, arms length from the wall. Engage T1 - T3 with 3 rounds to the Body and 1 round to the head each Freestyle from POC2.  
12 rounds

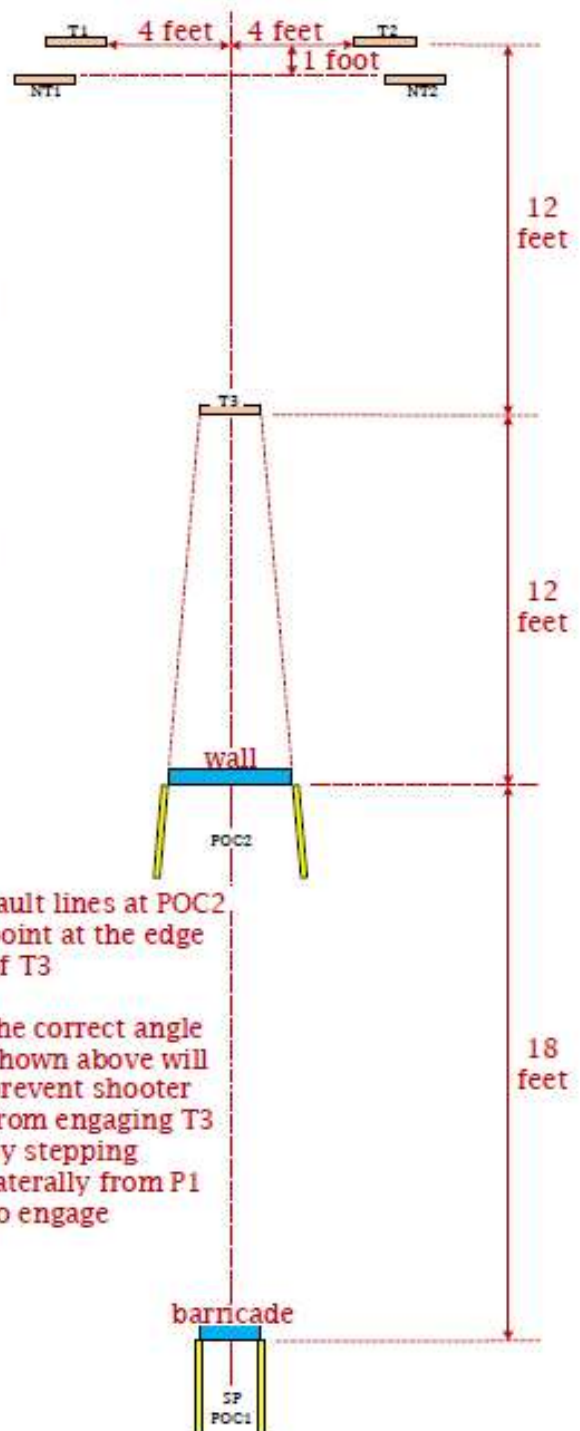
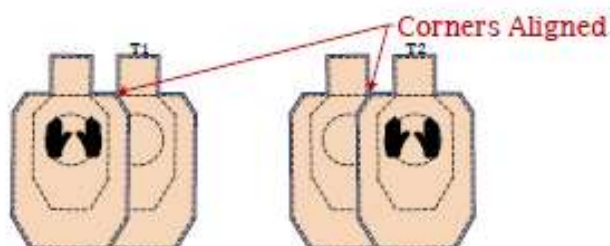
Scoring: 7 body, 1 head

PCC muzzle dot is centered on the barricade/wall and 2 feet from the bottom.

Barricade is 24" wide and at least 6 feet tall. Wall is 4 feet wide.

All targets are 60" tall to the top of the head. T1 is not visible from right side of POC1. T2 is not visible from left side of POC1. T3 is not visible from POC1.

Threat To Non-Threat Position when viewed from POC1

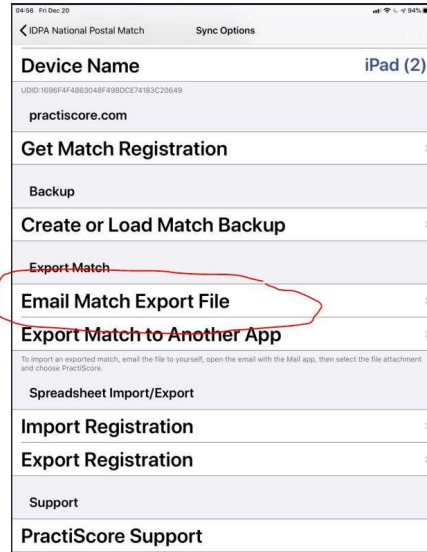
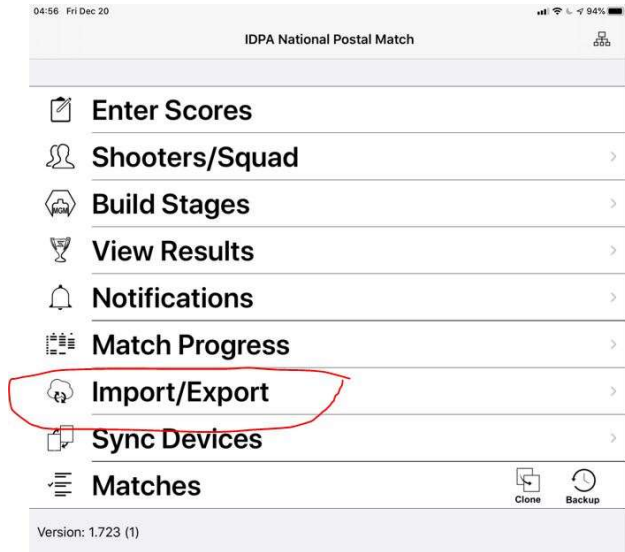


## Practiscore Instructions

- After reviewing this document, request match file from HQ by emailing: [postal2020md@gmail.com](mailto:postal2020md@gmail.com). We will respond by sending you the Practiscore match file as an attachment.
- Import match file into your Master Practiscore Tablet.
- **Do not change the stages or the order of the stages.** You may Add stages for your local match if desired after stage 4.
- Register your shooters. Be sure **Division, Classification, IDPA Number and shooters email** are included in match file. This is how we send out awards when the match ends.
- Sync tablets and score your match as normal. When done, sync back all the scores to your Master tablet.
- After reviewing your match, export the psc file and email it back to [postal2020md@gmail.com](mailto:postal2020md@gmail.com). See screen shots below.
- Clone your match with stages shooters and scores. Then rename it to anything other than IDPA National Postal Match.
- You can then post your local scores to the Practiscore web site.

Follow the match results on Practiscore.

# Apple IOS



# Android OS

