

Type of Course:	Short Course
Targets (type & number):	3 IPSC Targets
No. of rounds to be scored:	6
Maximum points:	30
Start position:	Standing relaxed in area 'A', facing downrange with both hands relaxed by sides.
Handgun ready condition:	Handgun loaded and holstered.
Procedure:	After the audible start signal engage targets from within the designated area 'A'.
Setup Notes:	<p>Set IPSC Targets to 1.52m (5') to the top of the targets.</p> <p>Area 'A' is 0.92m (3') by 0.92m (3').</p> <p>Hard cover on IPSC Targets T1 and T3 cover from notch to notch, as shown.</p>



1era fecha IPSC COPA ASOTIPRA 2016

## Stage 2

Diseño: Rodrigo Carvajal

**POSICIÓN DE INICIO:** Talonestocando las marcas, manos relajadas.

**CONDICIÓN DEL ARMA:** Cargada y enfundada.

**STRINGS:**

1

**SCORING:**

32 disparos, 160 puntos

**BLANCOS:**

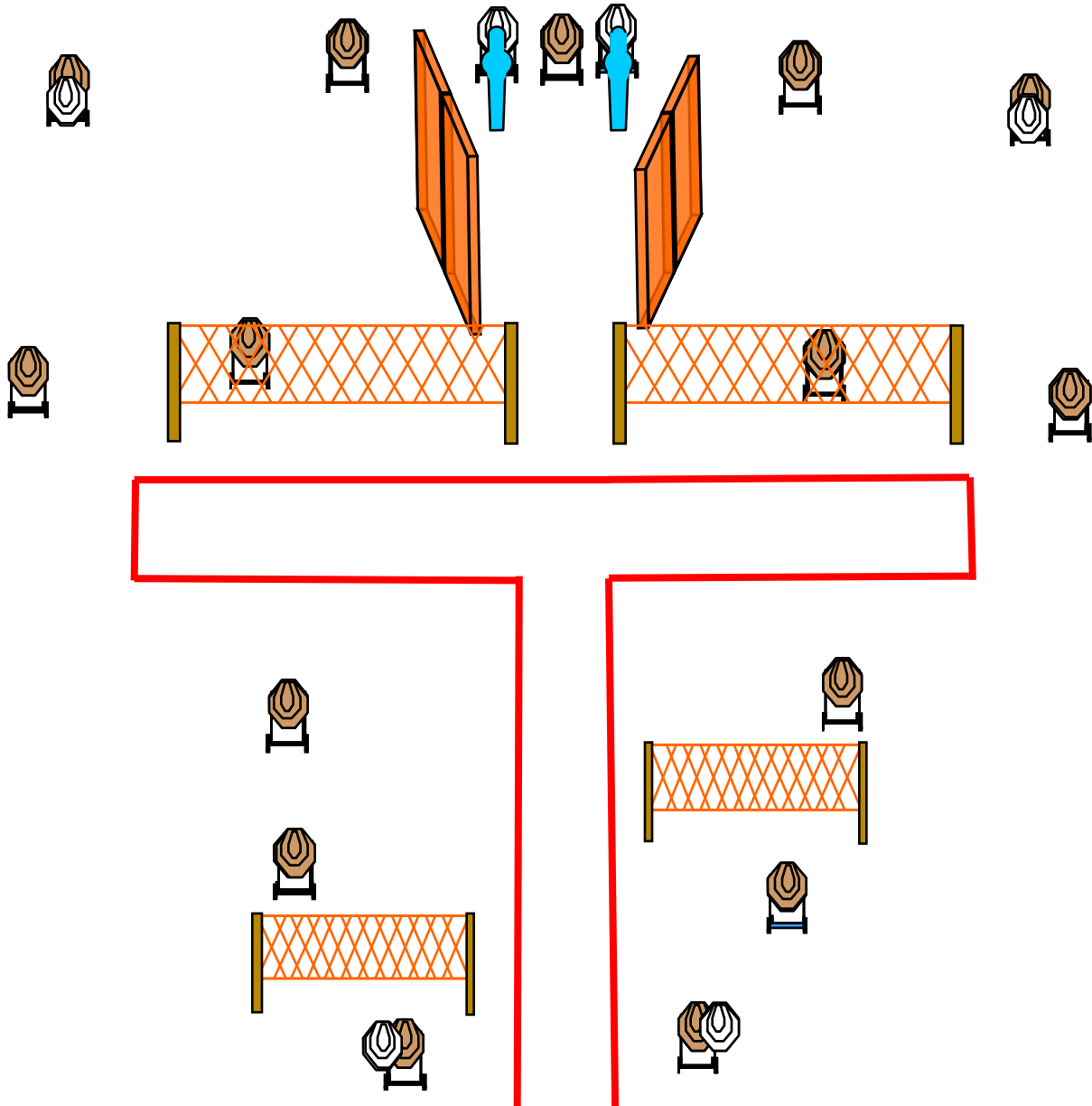
15 blancos, 6 no-shoots, 2

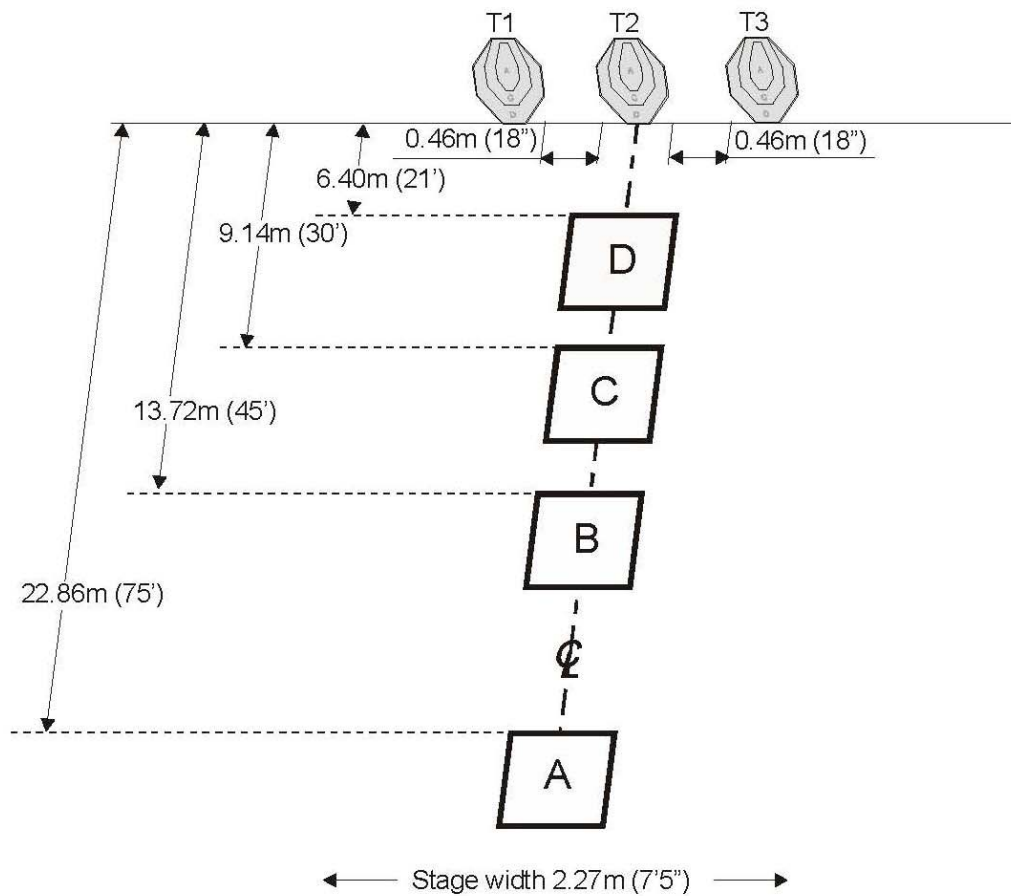
poppers

**PROCEDIMIENTO:** A la señal, enfrente los blancos desde el área de tiro.

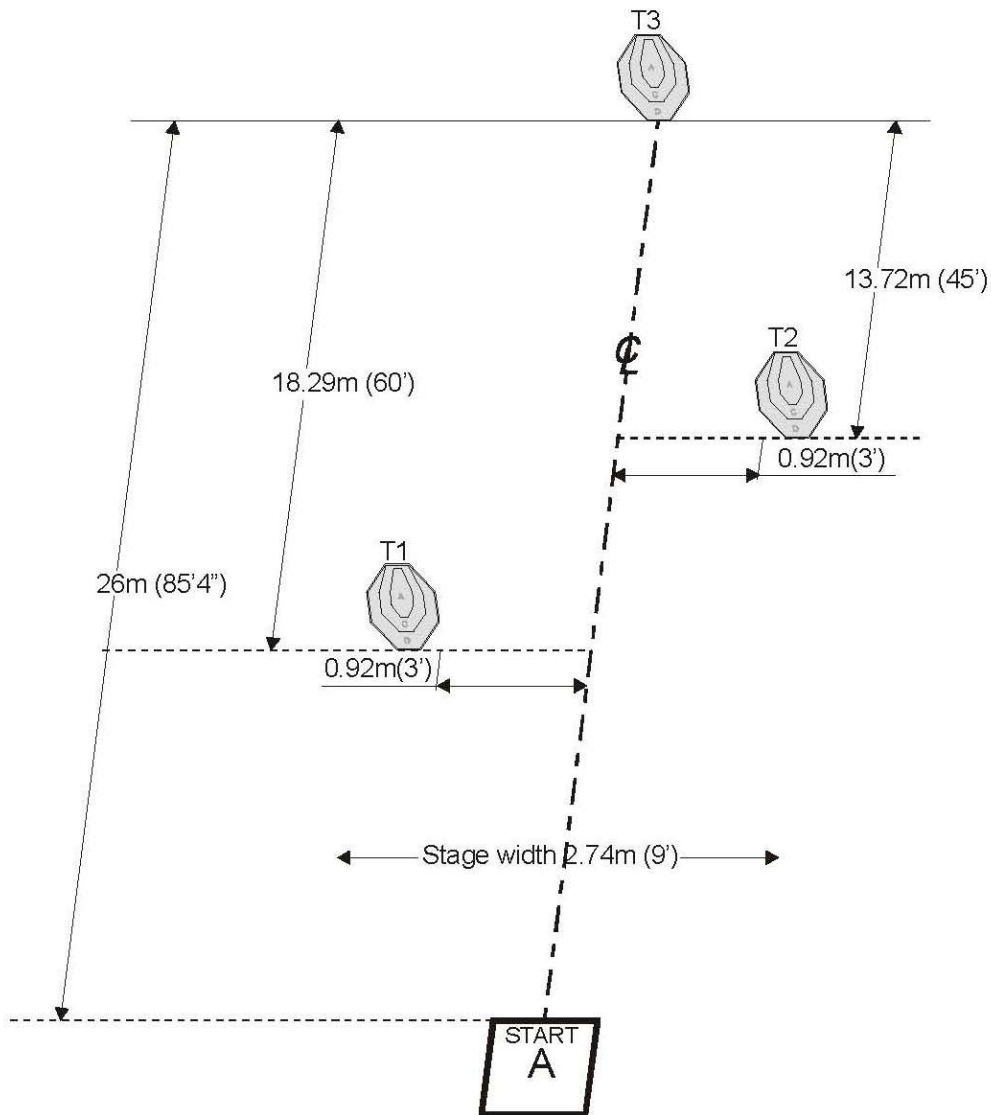
**REGLAS:**

Actuales IPSC 2015





Type of Course:	Medium Course
Targets (type & number):	3 IPSC Targets
No. of rounds to be scored:	24
Maximum points:	120
Start position:	Standing relaxed in area 'A', facing downrange with both hands relaxed by sides.
Handgun ready condition:	Handgun loaded and holstered.
Procedure:	After the audible start signal engage targets with a minimum of two rounds each from within the designated area 'A'. Then make a mandatory reload and engage targets with a minimum of two rounds each from within the designated area 'B'. Then make a mandatory reload and engage targets with a minimum of two rounds each from within the designated area 'C'. Then make another mandatory reload and engage targets with a minimum of two rounds each from within the designated area 'D'.
Setup Notes:	Set IPSC Targets to 1.52m (5') to the top of the targets. All areas are 0.92m (3') by 0.92m (3').



Type of Course:	Medium Course
Targets (type & number):	3 IPSC Targets
No. of rounds to be scored:	18
Maximum points:	90
Start position:	Standing relaxed in area 'A', with both wrists above respective shoulders.
Handgun ready condition:	Handgun loaded and holstered.
Procedure:	After the audible start signal engage target T3 only with six rounds from within the designated area 'A', make a mandatory reload and engage target T2 with six rounds from within the designated area 'A'. Perform another mandatory reload and engage target T1 with six rounds, strong hand only, from within the designated area 'A'.
Setup Notes:	Set IPSC Targets to 1.52m (5') to the top of the targets. Area 'A' is 0.92m (3') by 0.92m (3').



1era fecha IPSC COPA ASOTIPRA 2016

## Stage 5

Diseño: Rodrigo Carvajal

**POSICIÓN DE INICIO:** En la zona de tiro, manos relajadas.

**CONDICIÓN DEL ARMA:** Descargada, plana sobre la mesa. Cargadores en la mesa.

**PROCEDIMIENTO:**

A la señal enfrente los blancos desde la zona de tiro.

**STRINGS:**

1

**SCORING:**

20 disparos, 100 puntos

**BLANCOS:**  
poppers

8 blancos, 9 no-shoots, 4 mini

**REGLAS:**

Actuales IPSC 2015

